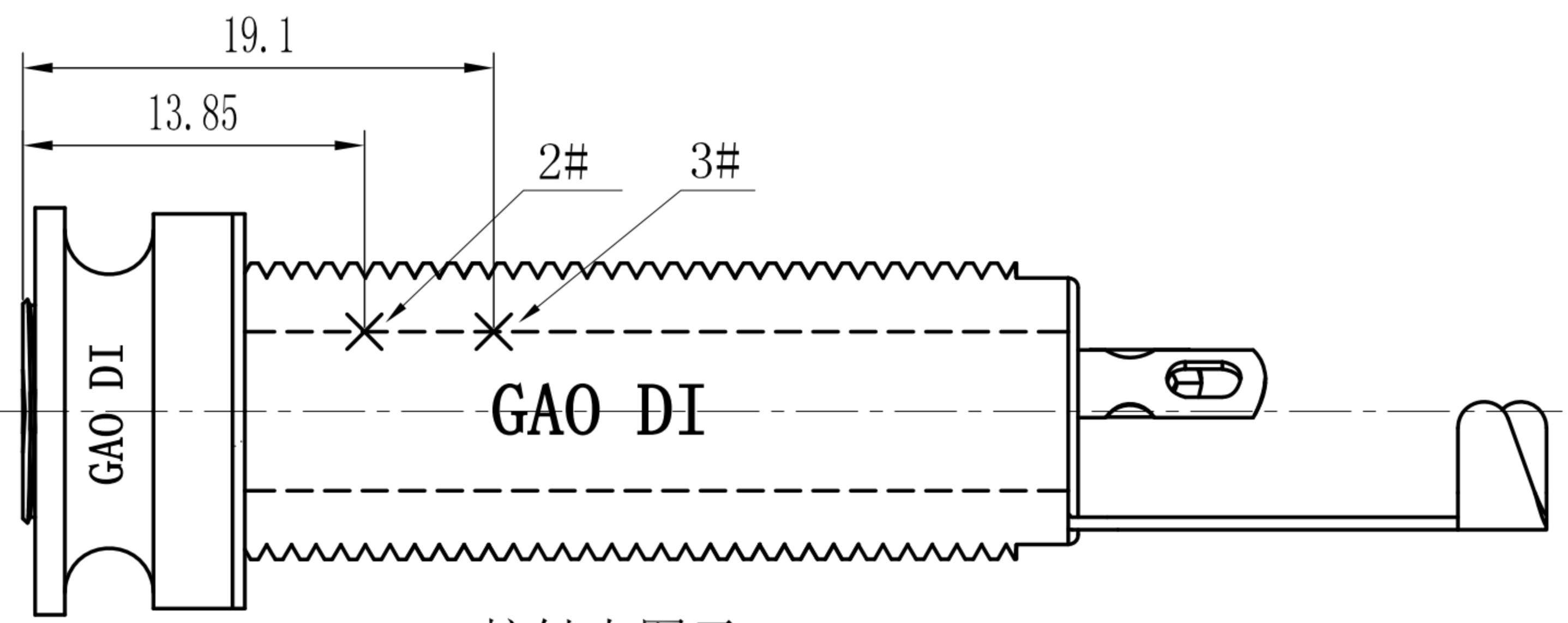
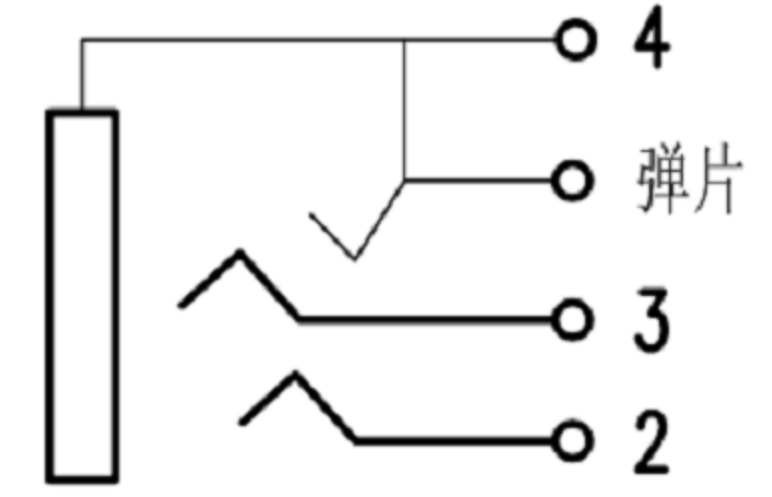


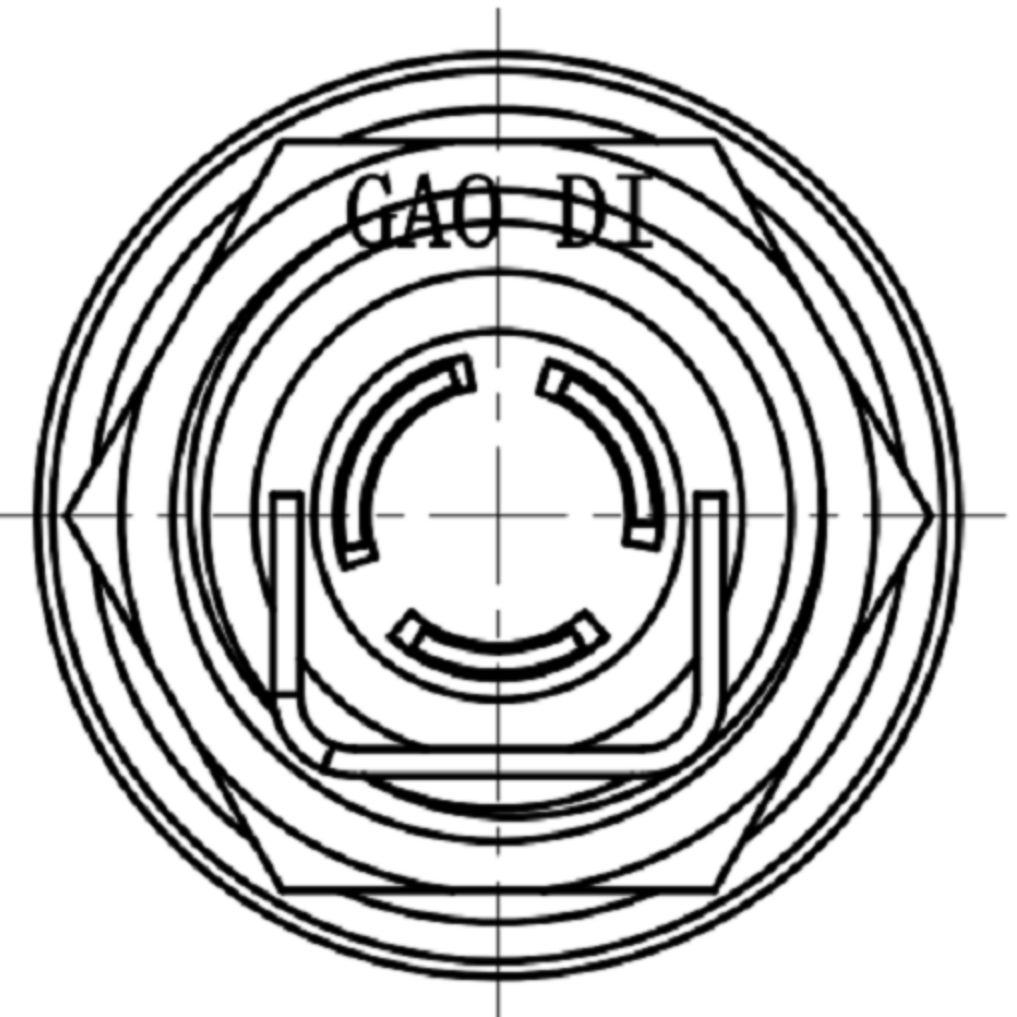
安装孔尺寸



接触点图示



电路图



13	垫圈S15x12x0.5	铁皮	1	镀镍	
12	4#针	黄铜H62	1	镀银	
11	2#针	铍青铜	1	镀银	
10	3#针	铍青铜	1	镀银	
9	绝缘垫片	ABS	1	黑色	
8	内基座	ABS	1	黑色	
7	铜壳	黄铜H59	1	镀亮镍	
6	触片	磷铜QSn6.5-0.1	1	镀银	
5	螺母M12x0.75x2	黄铜H59	1	镀镍	
4	花垫片S17x12x2	铁皮	1	镀镍	
3	垫圈S16x9.5x0.5	铁皮	1	镀镍	
2	螺母3/8"	黄铜H59	1	镀镍	
1	背带扣	黄铜H59	1	镀亮镍	
序号	零件料号	名称	材料	数量	镀层/颜色 备注

 **东莞市高迪电子有限公司**  
Dong Guan KDRR Electronic Switch Jack Co., Ltd.

TOLERANCE UNLESS OTHERWISE STATED:  
 Up to 5 ±0.2  
 Above 5 ~ 15 ±0.3  
 Above 15 ~ 30 ±0.4  
 Above 30 ~ 50 ±0.5  
 Angle ±0.3°

3RD. ANGEL'S

UNITS MM

DRAWN BY:	DATE	MAT'L	TITLE	JACK
Jack Lu	06/19/17		MODLE	PHONE JACK
CHECKED BY:	DATE	FINISH	DWG NO.	GD-PJS-635-3P
Jacky Chen	06/19/17		PART NO.	
APPROVED BY:	DATE	SCALE	1:1	
Tony Kao	06/19/17	SHEET NO.	1 of 1	

ITEM NO.	DESCRIPTION	DRAWN	DATE